

art  craft

HEADSTONES & MEMORIALS

Leave a Touching Tribute in Stone

Telephone 02380 390 323



INSCRIPTION WORDING

Finding the right words for your memorial can be difficult. This section offers some guidance which we hope will help.

Please be aware that Churchyard and Cemetery regulations may restrict your inscription choices. If you are not aware of the restrictions that affect your memorial we will do our best to help.

The layout below shows a typical inscription

Lead
A brief introduction

Name Lines
Usually the largest font-size

Date Lines
Showing the dates of Birth, Death or Age

Personal Description
Often describing the relationship of the departed

Epitaph
Words devoted to the departed

IN LOVING MEMORY
OF

STANLEY JONES

DECEMBER 1935 - FEBRUARY 2010

A LOVING HUSBAND, FATHER
AND GRANDFATHER

To have known you
Was a precious gift

EXAMPLES

Below are just a few common inscriptions -

TREASURED MEMORIES
OF

CHERISHED MEMORIES

+

IN LOVING MEMORY OF

FOREVER IN
OUR THOUGHTS

"To live in the hearts of those we love is not to die"

"The best and most beautiful things in the world cannot be seen nor touched but are felt in the heart"


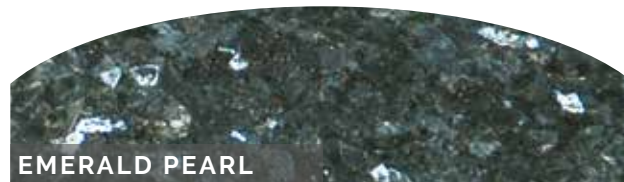


"Sadly missed along life's way, Quietly remembered every day"


"Life is not forever, Love is"

MATERIALS


To ensure that your memorial remains an everlasting tribute to your loved one, we use only the finest quality materials.

Please note that the colours shown are for illustration only. We have tried to make them as representative as possible but they cannot be portrayed exactly.






BAHAMA BLUE




ABBEY GREY



YELLOW SANDSTONE



GLENABY



GREY BIRD



WELSH SLATE



DARK GREY




KARIN GREY



NABRESINA




AVON GREY



CELTIC GREY



PORTLAND STONE



FLINT GREY



SURF GREY



BRENNA STONE



WARWICK GREY



LUNAR GREY



CARRARA MARBLE



SILVER GREY



GREY SANDSTONE

Being natural products, colour will vary from memorial to memorial, making each one unique.



▲ D100



▲ D101



WG1
Black
 HS 27"x21"x3"
 Base 3"x24"x12"
 A classic design featuring bronze praying hands.
 BRZ004



WG2
Abbey Grey
 HS 27"x21"x3"
 Base 3"x24"x12"
 A painted resin ornament adds to the memorial.
 RSN005

BRZ2044I



WG3
Blue Pearl
 HS 27"x21"x3" Base 3"x24"x12" A bronze cross and rose ornament decorates the headstone and a stopped splay base provides room for additional lettering.
 BRZ002



CHR1902I



WG4
Black
 HS 27"x21"x3"
 Base 3"x24"x12"
 A traditional ogee headstone with a sandblast and painted crucifix scene. The night sky is inset with crystals.



▼ D102



▼ D103




WG5
Black
 HS 30"x24"x4"
 Base 4"x30"x12"
 A contemporary take on the traditional ogee shape, featuring a hand painted scene (bespoke scenes welcome) across the top.




WG6 
Galaxy Black
 HS 27"x21"x3"
 Vases 4"x6"x6"
 Base 3"x24"x12"
 A bronze rose
 complements the
 reflective galaxy
 granite.
BRZ1984



WG7 
Lavender Blue
 HS 27"x21"x3"
 Base 3"x24"x12" The
 individual markings
 on this granite mean
 no two are ever
 identical. The base is
 shaped to match the
 top of headstone.



WG8 
Bahama Blue
 HS 30"x26"x4"
 Base 4"x30"x12"
 A spray of painted lilies
 feature on the headstone
 which sits on a centre
 splay base.

WG9 
Avon Grey
 HS 30"x24"x3"
 Base 3"x30"x12"
 This oval top headstone
 has scotia shoulders and
 chamfers which are matched
 on the base.



WG10 
Galaxy Black
 HS 30"x28"x4"
 Base 4"x30"x12"
 A modern design with hand tooled rebates flowing down the left edge which can be highlighted in different colours.



Lunar Grey



 D104




WG11 
Coral Green
 HS 30"x24"x4"
 Base 4"x30"x12"
 This headstone is framed by a gold pin line which makes a feature of the flower vase.



WG12 
Butterfly Blue
 HS 27"x21"x3"
 Base 3"x24"x12"
 Polished rebates run down the side of this memorial.




WG13 
Tropical Green
 HS 30"x24"x4"
 Base 4"x30"x12"
 A rich green granite which has striking maroon crystals.




WG14 
Avon Grey
 HS 27"x21"x3"
 Base 3"x24"x12"
 The headstone has a contrasting sanded finish to the moulded edge.






WG15 
Xiamen Pink
 HS 27"x21"x3"
 Base 3"x24"x12"
 The addition of moulded edges to the headstone and base creates a distinguished looking memorial.




WG16 
Dark Grey
 HS 27"x21"x3"
 Base 3"x24"x12"
 A polished moulding adds emphasis to the inscription area.



WG17 
Black
 HS 27"x21"x3"
 Base 3"x24"x12"
 A double border frames the polished surface and the sandblast rose designs add to the classic look of this memorial.



WG18 
Flint Grey
 HS 27"x21"x3"
 Base 3"x24"x12"
 A stylised and effective design with painted roses and an integral arch design.



WG19 ◀
Dark Grey
 HS 27"x21"x3"
 Base 3"x24"x12"
 The rose design at the shoulder is highlighted with pure gold leaf.



WG20 ◀
Black
 HS 27"x21"x3"
 Base 3"x24"x12"
 A Middle Eastern inspired headstone.



WG21 ▶
Black
 HS 30"x24"x4"
 Base 4"x30"x12"
 The area above the inscription is recessed leaving a central raised heart with painted violets each side.

▶ D105




WG22 ◀
Twilight Red
 HS 27"x21"x3"
 Base 3"x24"x12"
 Reverse sandblasting is another method of ornamentation. The rose design is one of many images available.




WG23 ◀
Black
 HS 27"x21"x3"
 Base 3"x24"x12"
 A traditional churchyard shaped top and base.




Terracotta Red

WG24 
Coral Green
 HS 27"x21"x3"
 Base 3"x24"x12"
 A gilded swirl design
 top centre.




WG25 
Black
 HS 27"x21"x3"
 Base 3"x24"x12"
 A traditional churchyard top
 with chamfers.



WG26 
Glenaby
 HS 27"x21"x3"
 Base 3"x24"x12"
 A pin line accentuates the classic
 lines of this memorial. Shown with a
 bow front base.



WG27 
Steel Grey
 HS 27"x21"x3"
 Base 3"x24"x12"
 The scotia corners of this headstone
 are mirrored on the base to create a
 simple but effective design.



WG28
Emerald Pearl
 HS 27"x21"x3"
 Base 3"x24"x12"
 Emerald pearl granite is an unusual variation on the more common Blue pearl.
 BRZ2044D



WG29
Black
 HS 27"x21"x3"
 Base 3"x24"x12"
 "A good round" ... please ask about the personalised memorials we are able to offer, reflecting the sport or hobby of a loved one.



WG30
Black
 HS 27"x21"x3"
 Base 3"x24"x12"
 A sandblast scroll and rose ornament frame the inscription space.



WG31
Black
 HS 27"x21"x3"
 Base 3"x24"x12"
 A sandblasted star, cross and rose design.



WG32
Black
 HS 27"x21"x3"
 Base 3"x24"x12"
 Shown with a hand painted lily which could be replaced with any flower of your choice.



WG33

Black

HS 27"x21"x3"

Base 3"x24"x12"

An oval top headstone with a heart pin line and sandblast and highlighted poppies below. These can also be colour painted as shown.



WG34

Black

HS 27"x21"x3"

Base 3"x24"x12"

An offset peon top with a single climbing rose ornament.



WG35

Blue Pearl

HS 27"x21"x3"

Base 3"x24"x12"

This peon top headstone has a sandblast rose panel with a serif cross.



WG36

Coffee Pearl

HS 30"x24"x4"

Base 4"x30"x12"

An attractive deep brown granite shown with a gilded pin line.





WG37
Black
HS 27"x21"x3"
Base 3"x24"x12"
A square top headstone with a sandblast church window ornament.



WG38
Black
HS 27"x21"x3"
Base 3"x24"x12"
An ogee top with a sandblast church window and bible.



▲ D106

WG39
Black
HS 27"x21"x3"
Base 3"x24"x12"
An alternative to traditional sandblast techniques is the use of a hand painted resin.
RSN011



WG40
Ruby Red
HS 27"x21"x3"
Base 3"x24"x12"
This ogee top has rounded shoulders which are also shown on the front of the base.



WG41
Black
HS 27"x21"x3"
Base 3"x30"x12"
Vase 7"x7"x7"
The headstone is set to the left of the base with a vase block to the right. The gilded cross and rose completes the design.

WG42 ▶

Black

HS 27"x21"x3"
Base 3"x24"x12"

Skilled craftsmen have shadow punched and painted this depiction of the Last Supper.



WG43 ▶

Black

HS 30"x24"x4"
Base 4"x30"x12"

This headstone has chamfered edges and a stylish shadow punched angel ornament.



WG44 ▶

Black

HS 33"x21"x3"
Base 3"x24"x12"

A half round top headstone with a laser etched and highlighted dove design.

WG45 ▶

Black

HS 27"x21"x3"
Base 3"x24"x12"

A profusion of painted wild flowers create a border around the headstone.





WG47 ◀
Black
HS 27"x21"x3"
Base 3"x24"x12"
A half ogee headstone with CNC carved and painted rose design.



WG48 ◀
Black
HS 27"x21"x3"
Base 3"x24"x12"
An offset peon top with a sandblast rose ornament.



Black

WG49 ◀
Avon Grey
HS 27"x21"x3"
Base 3"x24"x12"
An alternative edge is this sanded rope margin.



WG50 ◀
Karin Grey
HS 27"x21"x3"
Base 3"x24"x12"
A deep ogee headstone with a CNC carved & highlighted dove.



WG51 ◀
Avon Grey
HS 30"x21"x3"
Base 3"x24"x12"
A CNC carved and highlighted rose panel decorates this memorial.

CNC CARVING

CNC CARVING

Traditional masonry skills can now be enhanced by modern technology. Computer aided design and modern machinery produce precision relief carvings at affordable prices. We offer an extensive range of beautiful designs and can also reproduce bespoke works of art to create a memorial as unique as the person you're commemorating. The resulting 3D carvings can be left as natural stone or painted by our team of highly skilled artists.

CNC LETTERING

The same modern technology can accurately reproduce 'V-cut' lettering, a deep profile inscription which has significantly more impact than traditional sand-blasted letters.



CNC024 (red)



CNC024 (white)



CNC025



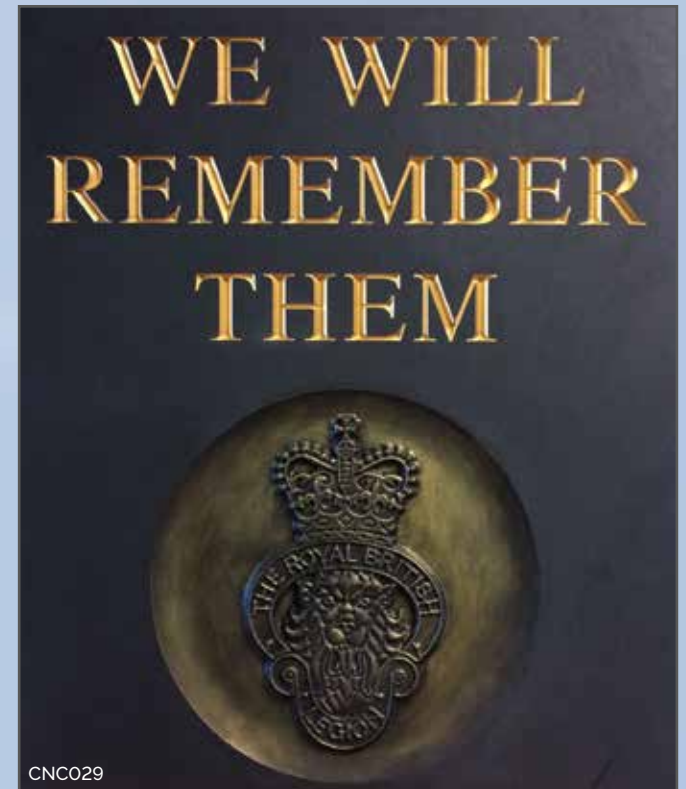
CNC027



CNC028



CNC026



CNC029



WG60 ▲
Ruby Red
 HS 27"x21"x3"
 Base 3"x24"x12"
 Shown with natural pitched
 edges and bronze cross and
 rose ornament.
BRZ002



WG61 ▼
Celtic Grey
 HS 27"x21"x5"-3"
 Base 4"x24"x12"
 The tapered headstone and pitched
 edges creates a traditional boulder
 style memorial.



WG62 ▲
Lunar Grey
 HS 39"x21"x4"
 Base 4"x24"x12"
 A traditional celtic wheel
 style headstone cross.

WG63 ▼
Balmoral Red
 HS 27"x21"x3"

Base 3"x24"x12"

A gothic shaped headstone with pitched edges and face margin.



WG64 ▲
Autumn Brown
 HS 27"x21"x3"

Base 3"x24"x12"

The pitched face margin follows the shape of the check shoulders.

WG65 ▼
Dark Grey
 HS 27"x21"x3"

Base 3"x24"x12"

A natural rustic edge with matching face margin.





WG66 ▲
Black Pearl
 HS 30"x24"x4"
 Base 4"x30"x12"
 The pitched edges and margins together with the highlighted carved roses frame the face of this headstone.



WG67 ▼
Coral Green
 HS 27"x21"x3"
 Base 3"x24"x12"
 The carved and painted daffodils create a contrast to the rustic headstone & base.




WG68 ▲
Tropical Green
 HS 30"x24"x3"
 Base 3"x30"x12"
 The large celtic cross is carved into the polished face of this pitched edge memorial.



WG69 ▲
Dark Grey
 HS 27"x21"x3"
 Base 3"x24"x12"
 Natural carved roses follow
 the pitched edges.

WG70 ▼
Karin Grey
 HS 27"x21"x3"
 Base 3"x24"x12"
 Carved and highlighted roses
 either side of a latin cross.



WG71 ▲
Dark Grey
 HS 27"x21"x3"
 Base 3"x24"x12"
 The hand carved roses have been highlighted
 to contrast with the pitched edges.



WG72 ▲
Balmoral Red
 HS 27"x21"x3"
 Base 3"x24"x12"
 These carved roses are
 left unhighlighted.



WG73 ▼
English Teak
 HS 30"x24"x4"
 Base 4"x30"x12"
 A truly unique headstone with a dramatic
 combination of shape, carving and colour.



WG74 ▲
English Teak
 HS 33"x28"x5"
 Base 4"x30"x12"
 A woodland feel to this headstone
 which has a carved tree over the
 inscription face.

WG75 ▼

Black

30"x24"x4"

Base 4"x30"x12"

The black granite provides a high contrast to the delicate highlighting on the carved roses.



WG76 ▲

Himalayan

HS 30"x24"x4"

Base 4"x30"x12"

A boldly carved and highlighted sunflower enlivens this design.

WG79 ▼

Honed Flint Grey

HS 33"x21"x3"

Base 3"x24"x12"

Deep carved and highlighted roses follow the gothic shape.





WG81 ▲
Black

HS 30"x36"x5"
Base 4"x42"x12"

A circular headstone flanked by two fully carved angels creates an outstanding example of masonry art.

WG82 ▼
Flint Grey

HS 33"x24"x4"
Base 4"x30"x12"

This highlighted depiction of Our Lady is carved into a rustic style headstone.





WG85 ▲
Bahama Blue
 HS 30"x24"x4"
 Base 4"x30"x12"
 The mourning angel is highlighted to enhance the details of the carving.




WG86 ▼
Black
 HS 38"x26"x6"
 Base 6"x30"x12"
 This beautiful Madonna and child headstone is the epitome of the stonemason's art.



WG87 ▲
Flint Grey
 Overall 36"x30"x30"
 An engaging headstone with carved & highlighted angels standing either side of a scroll. The base incorporates a garden kerb set.



WG100 
Black

Overall 30"x78"x30"

A classic ogee shaped headstone & kerb memorial. The corner posts can be bored for flower containers as shown.




WG101 
Avon Grey

Overall 30"x78"x30"

A painted wildflower posey and ribbon ornament adorn the headstone of this simple but effective kerb set.



WG102 
Alpine Brown

Overall 78"x30"

Four kerbs fixed between attractive peon top posts, there is room on the splayed kerbs for lettering.



WG103 
Balmoral Red

Overall 36"x84"x36"

An impressive kerb set with a double vase in the centre and bronze cross ornament.

BRZ103



WG104
English Teak

Overall 40"x78"x30"

A truly magnificent combination of shape, colour and carving. The sloping tablet at the foot end allows room for additional lettering.



WG105
Galaxy Black

Overall 36"x78"x30"

The gilded ivy above the worked book on this headstone signifies fidelity.



WG106
Ruby Red

Overall 36"x78"x30"

The heart shaped theme is continued from the headstone to the curved foot kerb which has a small, raised heart



WG107

Black

Overall 36"x78"x30"

Barley twist columns historically date back to the Temple of Solomon in Jerusalem and signify wisdom.




WG108

Alpine Brown

Overall 36"x78"x30"

The pitched edges to the headstone and kerbs give this memorial a very natural look.



WG109

Grey Bird

Overall 36"x78"x30"

Adorned with carved & highlighted flowers, the headstone shape is reflected in the tiered kerbs and coverslab.



WG110

Flint Grey

Overall 37"x78"x30"

The matching chamfers on the headstone and kerbs give a traditional feel to this kerb memorial.

▲ CNC027



WG111

Black

Overall 36"x78"x30"

The heart shaped piercing to the headstone allows for the placing of a marble dove.

REC6590



WG112

Lunar Grey

Overall 78"x30"

This kerb memorial incorporates a vase at the head end and lettering tablet at the foot.



WG113

Black

Overall 36"x78"x30"

This memorial is characterised by the unusually shaped headstone that's shown with a sandblast scroll and rose motif.



WG114
Blue Pearl
 Overall 36"x78"x30"
 A heart shaped headstone with sandblasted rose ornament and a cover slab to the kerbed area.



WG115
Dark Grey
 Overall 30"x78"x30"
 A bookset memorial with a carved cord & tassel sits on top of a kerb surround.



WG116
Black
 Overall 36"x78"x30"
 This Middle Eastern inspired memorial has a mosque shaped headstone and minaret style foot posts.



WG117
Aurora
 Overall 36"x84"x36"
 An ornate memorial featuring carved and highlighted angels on the headstone and roll top kerbs with vase posts.



WG118
Blue Pearl

Overall 40"x84"x36"
The carved figures of Mary and Joseph embrace a heart and at the foot end a desk tablet allows room for additional inscriptions.



WG119
Grey Bird

Overall 36"x82"x34"
This beautiful memorial features a hand carved Angel with outspread wings and a scroll tablet for inscription.



WG120
Olive Green

Overall 39"x82"x34"
A central headstone flanked by deep ogee wings complete with steps and winding pathway make an impressive statement.

RESINS

RESINS

Resins offer an economical alternative to traditional hand carvings. They can be highlighted or fully painted to create beautiful additions to a memorial.

HAND CARVING

If you require a bespoke design our highly skilled masons and artists can create something unique. From a simple flower to a fully carved Angel, the options are almost limitless.



WG130


Blue Pearl

Book 18"x24"x3"

Rest 14"x12"x6"

Base 3"x27"x15"

A classic cord and tassel book on a simple rectangular base.



WG131

Dark Grey

Tablet 18"x24"x3"

Rest 14"x12"x6"

Base 3"x27"x15"

A flat tablet with raised, carved and highlighted roses.



WG132

Black

Book 18"x24"x3"

Rest 14"x12"x6"

Base 3"x27"x15"

A classic bookset brought up to date with an extra wide rest.





WG133
Lunar Grey

Book 18"x24"x3"
Rest 14"x12"x6"
Base 3"x27"x15"

The elegant carved and highlighted rose is the stand-out feature of this book memorial.

WG134
Black

Book 18"x24"x4"
Rest 14"x12"x6"
Base 4"x27"x15"

This book set incorporates stepped and polished page edges and half ogee moulded edges on the base.



WG135
Black


Tablet 12"x18"x2"
Rest 12"x12"x5"
Base 2"x18"x15"
A simple elegant and economic mock book set with wide rest.




WG136
Bahama Blue

HS 30"x28"x6"
Base 6"x30"x15"
Our most exclusive book headstone, incorporating an upstand and a centre splay base.




WG138 
Dark Grey
 HS 27"x21"x3"
 Base 3"x24"x12"
 The sandblasted book and roses design provides an ideal frame for two inscriptions.




WG139 
English Teak
 HS 30"x24"x4"
 Base 4"x30"x12"
 Our fully worked "Book of Life" has a sawn page recess and simple bandings on the spine of the book.



WG140 
Black
 HS 30"x24"x3"
 Base 3"x30"x12"
 This version has a polished page recess suitable for adding page lines and an ornate gilded ornament to the face.

 D108



WG141 
Bahama Blue
 HS 30"x24"x4"
 Base 4"x30"x12"
 Carved wild roses either side of a central heart which is ideal for a photo or carved initials.



WG142 ▲

Black

HS 30"x24"x4"
Base 4"x30"x12"

This classic worked book headstone is completed by a carved and painted rose above.

WG143 ▼

Black

HS 33"x24"x3"
Vases 4"x6"x6"
Heart 9"x9"x2"
Base 3"x30"x12"

Inscription area is increased by the addition of a heart plaque to this large book memorial.



WG144 ▲

Black & Tropical Green

Cross 42"x18"x4"
Wings 26"x16"x3"
Base 3"x36"x12"

The 42" high cross forms a majestic centrepiece to this unusual book style memorial.



WG150
Galaxy Black
 Heart 22"x24"x4"
 Pedestal 18"x8"x6"
 Base 4"x24"x24"
 This large heart tablet
 is cushioned on both
 faces.



WG151
Aurora
 Heart 18"x18"x4"
 Rest 14"x4"x8"
 Base 4"x22"x18"
 An exclusive
 cushioned face heart
 with raised carved
 and highlighted
 roses.



WG152
Ruby Red
 Hearts 16"x28"x3"
 Rests 12"x3"x6"
 Base 3"x30"x15"
 These entwined double
 hearts signify undying
 love.



CNC024



WG153
Black
 Hearts 16"x28"x3"
 Rests 12"x3"x6"
 Base 3"x30"x15"
 A delicately carved
 and highlighted lily
 divides the double
 heart.

WG154 ▼

Galaxy Black

Heart 18"x18"x3"

Rest 12"x4"x6"

Base 3"x22"x14"

A simple and classic cremation heart.



WG155 ▲

Black

HS 33"x24"x3"

Base 3"x30"x12"

The fully carved roses can be colour painted or highlighted in monotoes.

WG156 ▼

Black

HS 27"x21"x3"

Base 3"x24"x12"

Ever popular heart design with roses which can be left plain or painted in any colour.






WG157
Blue Pearl

HS 33"x26"x6"
Base 4"x30"x12"

This hand carved angel embracing a cushioned face heart is an excellent example of masonry art.



WG158
Emerald Pearl

HS 30"x30"x3"
Base 3"x30"x12"

This broken heart design shows an alternative shape to other heart headstones.



WG159
Black

HS 30"x26"x3"
Base 3"x30"x12"

A combination of shaping, sandblasting and painting by our masons and artists creates this beautiful and unique memorial.



WG160
Ruby Red

HS 30"x26"x3"
Base 3"x30"x12"

This heart has monotone resin ornamentation below a gilded pin line.

RSN016 / RSN116

WG161 ▼
Black

HS 27"x21"x3"
Base 3"x24"x12"

These CNC carved and painted
poppies are an outstanding addition
to the heart.



WG162 ▲
Bahama Blue

HS 30"x24"x4"
Base 4"x30"x12"

This heart has rearing horses below
which are fully carved all round.



WG163 ▲
Bahama Blue

HS 23"x18"x10"
Base 4"x24"x24"

A fully carved angel
resting on a polished
heart. The desk base
provides additional
space for inscription.




WG170 ▶
Brenna Stone
 HS 33"x21"x3"
 Base 6"x24"x6"
 A carved floral spray
 in a recessed panel
 compliments the shape
 of this memorial.




Yellow Sandstone


WG171 ▶
Dark Grey
 HS 33"x21"x3"
 Base 3"x24"x12"
 This round top headstone has shaped edges
 to create a cross effect.



WG172 ▶
Dark Grey
 HS 27"x21"x3"
 Base 3"x24"x12"
 The rebated sides on
 this headstone are
 reminiscent of the
 art deco style. The
 carved flowers add
 aesthetic appeal.



WG173 ▶
Serena Stone
 HS 33"x21"x3"
 Base 3"x24"x12"
 A memorial featuring a
 deeper ogree and carved
 dove of peace.



WG174 ▶
Nabresina
 HS 33"x21"x3"
 Base 3"x24"x12"
 A churchyard style
 memorial of the
 highest quality
 incorporating a hand
 carved lily.






WG176

Karin Grey

HS 27"x21"x3"

Base 3"x24"x12"

This headstone has been enhanced by having deep sandblast daisies and a pin line. A planting trough in the base could be added.



Trough base

WG177

Surf Grey

HS 27"x21"x3"

Base 4"x24"x7"

Vase 4"x6"x6"

A trefoil top headstone with block base and square vase.



WG178

Abbey Grey

HS 27"x21"x3"

Base 3"x24"x12"

The splay shoulders on this headstone are outlined by a contrasting painted pin line and cross



WG179

Brenna Stone

HS 33"x21"x3"

Base 3"x24"x12"

This Gothic shape is framed by a tapered pin line with a central carved panel.



WG180

Yellow

Sandstone

HS 27"x21"x3"

Base 3"x24"x12"

This attractive headstone has a natural pitched edge and face margin.




WG181 ▶
Grey Sandstone
 HS 27"x21"x3"
 Base 3"x24"x12"
 This centre peon top headstone has rounded shoulders and a moulded edge profile.



WG182 ▶
Nabresina
 HS 27"x21"x3"
 Base 3"x24"x12"
 Natural pitched edges and a carved rose panel.



WG184 ▶
Nabresina
 HS 27"x21"x3"
 Base 3"x24"x12"
 This beautiful headstone is carved with a cross and rose panel across the top.



WG185 ▶
Nabresina
 HS 27"x21"x3"
 Base 3"x24"x12"
 The triple round top to the headsone is matched in the base front.




WG186 ▶
Marble
 HS 30"x24"x3"
 Base 3"x30"x12"
 A heart memorial featuring carved wild roses and an ogee front base.





WG188 ▶
Marble
 HS 30"x24"x3"
 Base 3"x30"x12"
 This book memorial is finished with a stunning flower carving.




WG189 ▶
Marble
 HS 27"x21"x3"
 Base 3"x24"x12"
 This headstone has an attractively carved panel which follows the shape of the headstone.



WG190 ▶
Marble
 HS 30"x24"x4"
 Base 4"x30"x12"
 An intricately carved angel resting over a book style memorial.



WG192 ▶
Marble
 HS 27"x21"x3"
 Base 3"x24"x12"
 An ogee top with carved wild roses in each shoulder.



WG193 ▶
Marble
 HS 27"x21"x3"
 Base 3"x24"x12"
 This ogee headstone is enhanced by the central carved roses.

WG200

Tropical Green

HS 24"x24"x3"

Base 3"x30"x12"

This Shamrock headstone is an example of one of the many shapes that can be created in granite.



▲ D109


WG201

Black

HS 21"x21"x3"

Base 4"x24"x24"

This headstone could be enhanced with butterfly wing ornamentation or left as a simple silhouette.



WG202

Bahama Blue

Book 12"x23"x13"

Column 24"x14"x14"

An example of a column in which cremated remains can be placed, having a book above for two inscriptions.



WG203

Blue Pearl

HS 36"x14"x4"

Base 4"x36"x14"

These twin columns have an ogee shaped recess with a painted rose design. A bronze ornament is optional.

BRZ3220

WG204

Black

Gates 32"x11"x3"

Columns 24"x3"x6"

Base 3"x30"x12"

This "Gates of Heaven" memorial is designed for 2 separate inscriptions.





WG205

Black

HS 30"x10"x4"
Wings 27"x10"x3"
Base 3"x36"x12"
The optional silver cross means the centre area can be used for additional inscription.

CHR2334



WG206

Warwick Grey & Black

Overall 42"x41"x15"
An impressive memorial that uses classical design and contrasting granite colours to great effect.



WG207

Black

HS 30"x24"x4"
Base 4"x30"x12"
An exceptional example of how fine carving, etching and painting can create a uniquely personal memorial.

WG208

Black

HS 27"x21"x3"
Base 3"x24"x12"
This headstone is enhanced by the CNC carved and painted keyboard on the base creating an imaginative and personalised tribute.



WG209


Dark Grey

Overall 36"x30"x12"
This temple style memorial features an ogee top canopy and turned columns.





WG210 
Sapphire Brown
 HS 34"x24"x4"
 Base 4"x30"x12"
 Turned and polished
 columns enhance this
 classic gothic top shape.



WG211 
Black
 HS 30"x28"x3"
 Base 3"x30"x12"
 The hearts on
 this headstone
 are outlined with
 sandblast pin lines
 and are typically used
 for initials or small
 designs.




WG212 
Black
 Cross 16"x12"x4"
 Die 24"x28"x4"
 Base 4x30"x12"
 A latin cross design with
 lettering area on the die
 below.



WG213 
Black
 Cross 26"x18"x3"
 Die 24"x28"x4"
 Base 4"x30"x12"
 A celtic wheel cross design
 with traditional reverse
 sandblasted ornamentation.
 BRZ2044I / BRZ2044D



WG214 
Black
 Overall 36"x30"x33"
 An ogee top headstone, base
 & kerbs with polished rope
 mouldings around.





WG215

Dark Grey

HS 30"x21"x4"

Moon 10" diameter

Base 4"x24"x12"

This headstone shows a bronze figure taking the implied journey to Heaven. A marble moon completes this symbolic memorial.

BRZ091



WG216

Glenaby Grey

HS 30"x13.5"x4"

Base 4"x30"x12"

The 'Crossing' memorial shows a couple embracing on a bridge between two worlds.

BRZ092



WG217

Black

HS 30"x24"x4"

Base 4"x30"x12"

A pierced venetian archway and tapered splay base frames the bronze bridge and figures.

BRZ092



WG218

Tropical Green

HS 30"x28"x4"


Base 4"x30"x12"

The 'Crossing' theme is developed here by the addition of a carved and highlighted waterfall.

BRZ092



WG220
Black
HS 27"x21"x3"
Base 3"x24"x12"
The fully carved teddy holding this headstone can be replaced with other characters as shown in the inset.



WG221
Blue Pearl
HS 24"x18"x3"
Base 3"x24"x12"
The classic carved angel and heart design memorial remains a fitting and poignant memorial.



WG222
Black
HS 24"x18"x3"
Base 3"x24"x12"
A fully carved and painted "Tigger"™ leaning over a polished heart.



WG223
Blue Pearl
HS 22"x16"x2"
Base 2"x18"x12"
A child's teddy memorial with sandblasted features.



WG224
Black
Overall 27"x30"x30"
A headstone and garden kerb set. The double arch design provides ample space for both inscription and design.



WG225
Black
 HS 22"x16"x2"
 Base 2"x18"x12"
 A beautiful child's memorial,
 two shadow punched and
 painted teddy bears wander
 through a calm wood.



WG226
Black
 HS 22"x16"x2"
 Base 2"x18"x12"
 A half round top
 headstone with a shadow
 punched and painted
 cherub in the clouds.



WG227
Black
 HS 24"x16"x4"
 Base 3"x18"x12"
 A delicately carved angel looks
 over this heart which has a
 recessed panel below.



WG228
Flint Grey
 HS 16"x22"x3"
 Base 3"x24"x12"
 This oval
 headstone
 shaping is
 extended to
 incorporate the
 painted bunny



WG229
Black

Tablet 12"x18"x2"
Rest 10"x6"x9"
Base 2"x20"x14"
The addition of painted images to this book and vase rest create an ever popular memorial. A full range of images are available.



WG230
Galaxy Black

HS 18"x18"x3"
Base 3"x18"x12"
A fully carved and painted 'Patch' teddy bear and star.




WG231
Black

HS 33"x21"x3"
Base 3"x24"x18"
Football 9" diameter made in contrasting granites. The scarf can be painted to show any team colours, suitable for a football fan of any age.



WG232
Black

HS 21"x17"x3"
Base 3"x18"x12"
This child's memorial can have the baby clothes painted in a variety of colours.



WG233
Lunar Grey

Tablet 12"x12"x2"
Rest 10"x5"x8"
Base 2"x12"x12"
Teddy bears have always been a comfort for children and this heart and vase rest incorporates one as it's central feature.



WG234

Black

HS 27"x21"x3"

Base 3"x24"x12"

A full size headstone and "Patch" bear which can be painted in any colour.



WG235

Lunar Grey

HS 18"x22"x3"

Base 3"x24"x12"

This child's teddy and blanket can be painted to suit your personal choice.



WG236

Black

HS 27"x21"x3"

Base 3"x24"x12"

Ogee headstone with a hand painted scene of the Teddy Bear's Picnic.



WG237

Surf Grey

HS 30"x22"x4"

Base 3"x24"x18"

Football 9" diameter made in contrasting granites. This football shirt is shaped all round and can be altered to reflect a favourite team's colours.

WG238

Lunar Grey

Overall 8"x6"x6"

A small but fully carved bear, could be placed as an addition to any suitable memorial.



WG240 ▼

Black

Book 12"x16"x2"

Vase 4"x6"x6"

Base 2"x23"x9"

A cord and tassel book on a wedge rest, together with a vase and base.



WG241 ▼

Coral Green

HS 12"x21"x2"

Base 2"x23"x9"

A small ogee shaped headstone and rectangular base.



WG242 ▼

Black

HS 12"x16"x2"

Vase 4"x6"x6"

Base 2"x23"x9"

A simple headstone design with a side vase.



WG243 ▼

Dark Grey

Heart 12"x12"x2"

Vase 4"x6"x6"

Base 2"x23"x9"

A heart tablet, side vase and base.



WG244 ▼

Ruby Red

HS 12"x21"x2"

Base 2"x23"x9"

This cremation memorial features an oval top.





WG245 ▼

Black


Tablet 2"x18"x12"

A cremation tablet with an elegant painted rose and gold pin line.






WG246 ▲
Honed Dark Grey
 Tablet 2"x18"x12"
 A classic tablet with gilded
 pin line design.



WG247 ▲
Lunar Grey
 Tablet 2"x18"x12"
 This light grey tablet is shown with a
 contrasting black painted book ornament.



WG248 ▲
Lunar Grey
 Tablet 12"x18"x2"
 Vase Rest 10"x6"x9"-6"
 Base 2"x20"x15"
 Rectangular tablet with a vase
 rest for flowers behind.



WG249 ▲
Dark Grey
 HS 12"x12"x2"
 Desk Tablet 10"x12"x3"-1.5"
 This memorial features an
 oval top headstone behind a
 desk tablet.



WG250 ▼
Black
Desk 18"x15"x4/2"
Vase 8"x14"x6"
A vase sitting on the flat
of the desk gives two
inscription areas.



WG251 ▼
Black
Desk 18"x15"x4"-2"
A scroll shaped tablet with
gilded pin lines.



WG252 ▼
Black
Desk 18"x18"x4"-2"
A desk with an elegant moulded edge

WG253 ▼
Black
Desk 18"x18"x4"-2"
This desk tablet features a sandblast rose ornament on the flat band.



WG254 ▼
Glenaby
Desk 18"x18"x4"-2"
Shown with a sandblasted and highlighted book on the face.



WG255 ▼
Black
Desk 18"x18"x5"-3"
This popular design has a raised book with carved cord and
tassel.



WG256 ▼

Tropical Green

Desk 15"x18"x4"-2"

A hand shaped and polished book design.



WG257 ▼

Black

Desk 18"x18"x4"-2"

The flat band of this desk has a CNC carved and painted poppy design.



WG263 ▼

Black

Desk 18"x18"x5"-3"

Scroll shaped tablet with a carved and highlighted rose.



WG270 ▼

Black

Vase 9"x9"x9"

A heart shaped vase with softened edges.



WG271 ▼

Lunar Grey

Vase 7"x7"x7"

Base 2"x8"x8"

Square vase with check top and base.



WG272 ▶

Black

Vase 8"x8"x8"

Base 1"x10"x10"

This vase has a check top and tapered chamfer edges.



WG273 ▼

Ruby Red

Vase 7"x7"x7"

A simple square vase.



WG275 ▶

Black

Vase 10"x10"x7"

Base 1"x12"x9"

A popular heart vase and base.



WG274 ▶

Black

12"x8" Diameter

An elegantly shaped turned vase.






WG276 
Black

Vase 10"x8" Diameter
A classic turned globe vase.

WG277 
Dark Grey

Vase 8"x8"x8"
Square vase with moulded corners.



WG278 
Black

Vase 6"x12"x6"
A bespoke etched double portrait utilises the extra space on this extended vase.



WG279 
Marble

Vase 8"x10"x8"
Base 1"x12"x10"
A vase and base with carved daffodils.



WG280 
Flint Grey

Vase 10"x12"
Diameter
A larger turned bowl vase.
2044D




The addition of artwork on a memorial can create a unique and fitting tribute. Our team of skilled artists and masons can combine a number of techniques to produce high quality designs appropriate to the person being remembered. The following examples represent just a small number of the designs available.

Sandblasting and Laser etching remain the most common method of producing an image. These designs can then be highlighted or painted to create something personal and meaningful.



D125



D126



D131



D127



D128



D139



D140



D200



D201



D202



D203



D210



D47



D212



D213



D214



D215



D216



D217



D218



D219



D220



D221



D45



D41



D44



D225



D230



D231



BRZ2045i

The addition of bronze ornaments is another way to personalise a memorial. A small selection of those available are shown here. A full range of bronze ornaments are available on request.

BRONZE



BRZ2058D

BRZ3016



BRZ2410



LANTERN

Lanterns are commonly placed on the cover slab of a kerb set.



BRZ2649R



BRZ2640S



BRZ2644B

PHOTO FRAMES



BRZ2748



CHR4315



CHR4321



BRZ5160



BRZ2006



RESINS

Resin insert of The Last Supper, an alternative to the sandblasted and painted design



RSN013

Our high-quality coloured chippings are the perfect way to enhance a kerbed memorial without the need for maintenance. They come in a wide range of colours, enabling you to fully personalise the memorial.



Red



Pink



Green



Turquoise



Ice Blue



Purple



Black



Grey Glass



Cobalt



White



Grey Granite



Black Pebbles



www.artcraftmemorials.co.uk

Telephone 02380 390 323 | Email hello@artcraftmemorials.co.uk